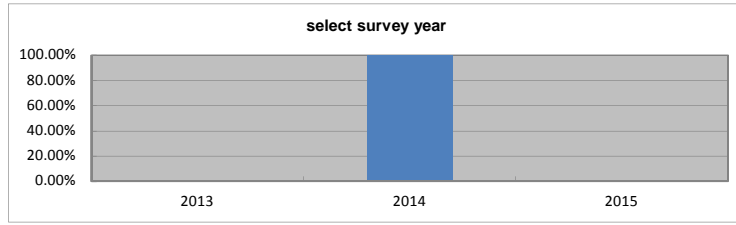


Survey Report : RSS Weekly Satisfaction Survey - 2015

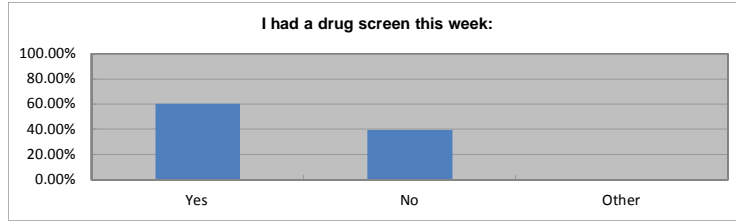
select survey year

2013	0.00%
2014	100.00%
2015	0.00%
Count	63



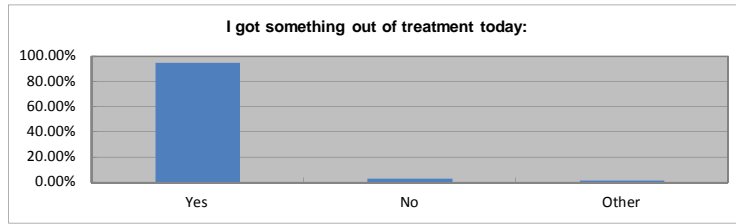
I had a drug screen this week:

Yes	60.32%
No	39.68%
Other	0.00%
Count	63



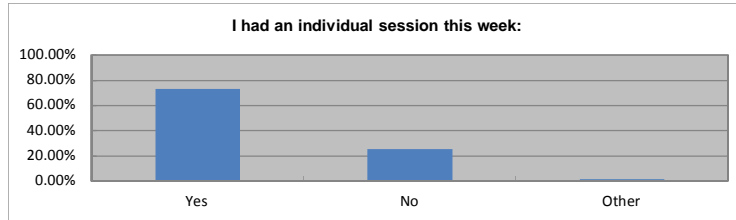
I got something out of treatment today:

Yes	95.16%
No	3.23%
Other	1.61%
Count	62



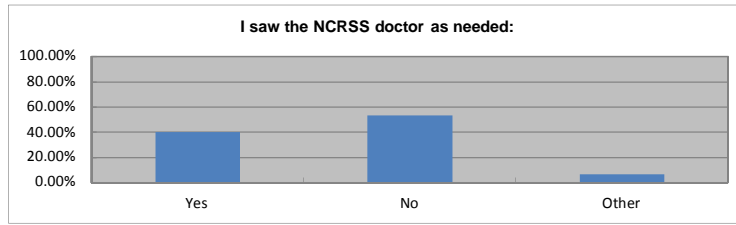
I had an individual session this week:

Yes	73.02%
No	25.40%
Other	1.59%
Count	63



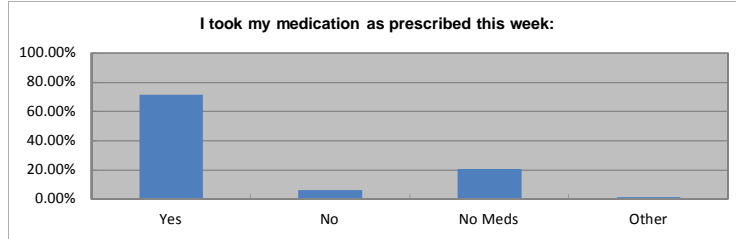
I saw the NCRSS doctor as needed:

Yes	40.32%
No	53.23%
Other	6.45%
Count	62



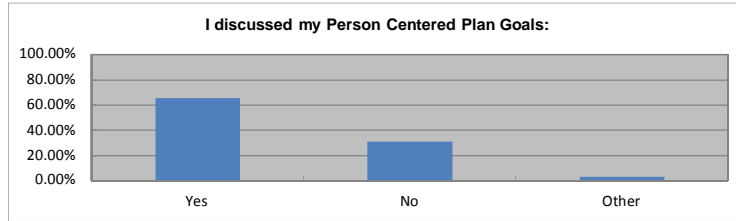
I took my medication as prescribed this week:

Yes	71.43%
No	6.35%
No Meds	20.63%
Other	1.59%
Count	63



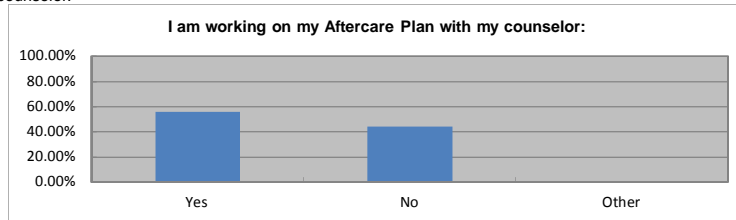
I discussed my Person Centered Plan Goals:

Yes	65.57%
No	31.15%
Other	3.28%
Count	61



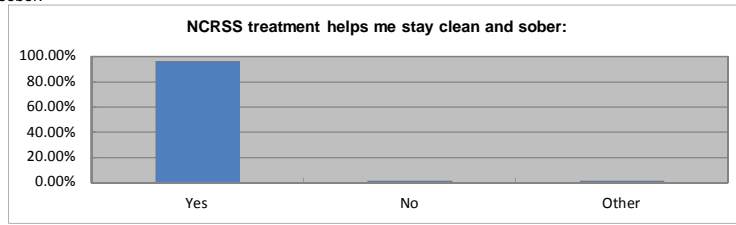
I am working on my Aftercare Plan with my counselor:

Yes	55.74%
No	44.26%
Other	0.00%
Count	61



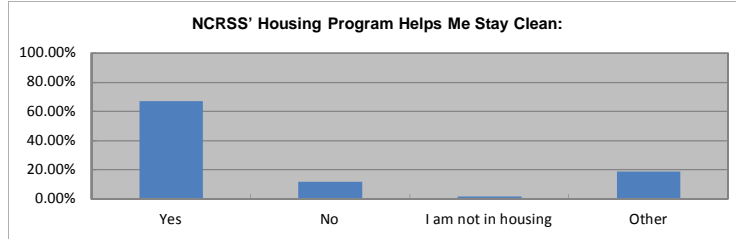
NCRSS treatment helps me stay clean and sober:

Yes	96.72%
No	1.64%
Other	1.64%
Count	61



NCRSS' Housing Program Helps Me Stay Clean:

Yes	67.24%
No	12.07%
I am not i	1.72%
Other	18.97%
Count	58



Have you invited family members to Team Meetings:

Yes	17.74%
No	79.03%
Other	3.23%
Count	62

